

Dealer Stamp

SONATA N Line



Hyundai Nishat Motor (Private) Limited
1-B, Aziz Avenue, Canal Bank Road, Gulberg V, Lahore
☎ Phone: +92-42-111 111 466, 🌐 www.hyundai-nishat.com
✉ info@hyundai-nishat.com



The new SONATA N Line
Highlights

No stopping now.



Be N-spired.

You're used to making a statement, now you can drive one. The SONATA N Line isn't just bold; it's a full-throttle statement of style and performance. With motorsport-inspired design and a relentless edge, it's made for the trendsetters. Step in, take control, and leave everything else in your rearview because there's no stopping now.





Make them look.

The SONATA N Line knows how to make an entrance. The dynamic front-end design and the seamless horizon lamp effortlessly span the body, adding a futuristic touch of modernity. The sporty bumper amplifies its fierce stance, while strategically placed, integrated ADAS radars add a layer of intelligence to its commanding presence.



Horizon Lamp + LED Projection Headmaps



Sporty Bumper



Front Parking Sensor



Front Camera



ADAS Radar



Continuous H-Type LED Tail Light



Two-Tone Sporty Rear Bumper



Black Glossy Lip Spoiler



Rear Parking Sensors



Rear Camera



Never back down.

The back of the SONATA N Line is all about impact. The H-Light casts a futuristic glow, enhancing rear visibility while elevating the entire look with its sharp, futuristic design. The back of the SONATA N Line radiates pure power and precision, elevating its aggressive stance with a presence that can't be ignored. It's a bold statement, engineered to leave an unforgettable impression wherever you go.

Curves that follow.

The SONATA N Line's silhouette commands attention with its dynamic proportions. Its extended wheelbase, bold character lines, and premium finish create a sporty look that doesn't just turn heads—it leaves them in awe.



Glossy Black Beltline Molding



Two-Tone (Glossy Black + Matte Chrome) Side Skirt



19-inch Alloy Wheels

Pure adrenaline.

The N Line is power and purpose in harmony. It dominates the road from exclusive alloy wheels to its aerodynamic design. With motorsport-inspired precision and unstoppable energy, the N Line makes one thing clear—there's no stopping now.



Black High Glossy Radiator Grille + Matte Chrome Garnish
Sporty bumper



Side N Line Badge with LED Repeater
Dual Tip Muffler



Red Air Vent Garnish
N Line Exclusive Steering Wheel



N Line Exclusive Suede Seats



Power that roars to life.

The SONATA N Line doesn't just drive—it dominates. With a ferocious 2.5-liter turbocharged inline-four cylinder engine pumping out 290 horsepower and 422 Nm of torque, it's built for adrenaline. Instant turbo torque delivers an explosive rush the moment you hit the pedal. This isn't driving—it's pure exhilaration.

Smartstream G2.5 T-GDi

290 Maximum Power
hp/5,800 rpm

422 Maximum Torque
Nm/4,000 rpm



Ready when you are.

The smart features in the SONATA N Line are designed to make your drive more intuitive and hassle-free. From easy access to enhanced functionality, every detail is crafted to keep you in control, no matter where the road leads.



Smart Powered Trunk



Smart Keyless Entry with Welcome Lamp

Ready, set, conquer.



Connection you can feel.

Inside the SONATA N Line, technology and sophistication come alive with a Panoramic Curved Display that transforms the dashboard into a breathtaking centerpiece. With immersive sound and intuitive controls, this space is designed to draw you in.



Premium Dark Gray Monotone Interior with Ambient Lighting



Dual Panoramic Curved Displays




Bose 12 Speaker System with External Amplifier
Bezel-less Auto Dimming Rear View Mirror

Comfort and control come standard in the SONATA N Line. Climate-focused seating, advanced driving aids, and thoughtfully integrated features, along with ambient lighting that shifts to your mood, make every drive effortless. This isn't just a cabin—a sanctuary of style and control, built for those who demand more.



Auto Dual Zone Air Condition System



**Front Heated + Ventilated Seats
Heated Steering Wheel**



Convenience Controls

Drive Modes, Parking Sensors, Surround View Monitor & Brake Auto Hold



**Wireless Charger
Push Start Button**



Take your throne.

Each function is designed to keep you in command. Packed with features that put control right at your fingertips from an intuitive steering wheel to responsive tech, the SONATA N Line transforms every journey into an empowered experience.



3-Spoke Heated Steering Wheel with Multimedia Controls



Column-Type Shift-By-Wire Gear Selector



Drive Modes
Eco, Normal, Sport, My Drive (Sport+ & Smart)



12.3" Curved LED Cluster with Heads-up Display
Electronic Parking Brake, Electronic Traction Control, Powered Trunk

Ferocity with a view.

Comfort in the SONATA N Line isn't just about relaxation—it's an experience that surrounds you. From the seats that adapt to every curve to the expansive sunroof that opens up the world, every detail is crafted for maximum pleasure.



Driver Powered Seats
Memory Seats



Front Heated + Ventilated Seats



Panoramic Sunroof



Rear Heated Seats
Dual Rear A/C + 2x USB Type-C Charging Ports

A drive you can trust.

Safety in the SONATA N Line goes beyond just features, it's a commitment to peace of mind. It's the confidence you can feel with both active and passive safety systems that ensure every journey is as secure as thrilling.



Safety Power Window



Surround View Monitor



Rear Occupant Alert
Blindspot View Monitor



Dual SRS Airbags
ISOFIX Child Restraint System




Hyundai SmartSense.



Forward Collision-Avoidance Assist (FCA)

Forward Collision-Avoidance Assist (FCA) monitors your surroundings and warns you if there is a risk of collision. After the warning, it automatically assists with emergency braking if the risk of collision with the target increases (e.g. a leading vehicle which suddenly slows down, a vehicle, a PTW, a pedestrian or a cyclist in the front). If the risk of collision with an oncoming vehicle or a PTW increases while turning left at an intersection or if the risk of collision with an oncoming vehicle increases while driving in the lane, it automatically assists with emergency braking.


* Advanced Driver Assistance Systems (ADAS) is designed to provide assistance with the operation of a vehicle, drivers must drive with caution at all times.
* Functions may not operate depending on the surroundings and driving conditions. Refer to the instruction manual for details.



Blind-Spot Collision-Avoidance Assist (BCA)

Blind-Spot Collision-Avoidance Assist (BCA) warns you if there is a risk of collision with a rear side vehicle in the blindspot while changing lanes. When forward exiting a parallel-parking spot, it automatically assists with emergency braking if there is a risk of collision with a vehicle approaching from behind.

* Advanced Driver Assistance Systems (ADAS) is designed to provide assistance with the operation of a vehicle, drivers must drive with caution at all times.
* Functions may not operate depending on the surroundings and driving conditions. Refer to the instruction manual for details.



Safe Exit Assist (SEA)

Safe Exit Assist (SEA) warns you if there is a risk of collision with a vehicle approaching from behind when an occupant opens a door to exit the vehicle after coming to a stop. When the driver presses the Electronic Child Lock button to drop off a passenger in the rear seat, the electronic child lock remains locked to help prevent the door from opening if the risk of collision with a vehicle approaching from behind increases.

With Hyundai SmartSense, safety is elevated to an entirely new level. This suite of intelligent features acts as your co-pilot, integrating advanced technology to protect you and your passengers. From alert systems that keep an eye on your surroundings to smart monitoring that anticipates potential risks, Hyundai SmartSense ensures you're always steps ahead.



High Beam Assist (HBA)

High Beam Assist (HBA) automatically adjusts the high beams by detecting ambient light and illuminance, such as a lamp of an oncoming vehicle or a preceding vehicle.


* Advanced Driver Assistance Systems (ADAS) is designed to provide assistance with the operation of a vehicle, drivers must drive with caution at all times.
* Functions may not operate depending on the surroundings and driving conditions. Refer to the instruction manual for details.



Smart Cruise Control (SCC) with Intelligent Speed Limit Assist (ISLA)

Smart Cruise Control (SCC) helps maintain distance from the front vehicle and drive at a speed set by the driver. Automatically stops when the front vehicle stops and starts automatically when the front vehicle departs within a short time.

* Advanced Driver Assistance Systems (ADAS) is designed to provide assistance with the operation of a vehicle, drivers must drive with caution at all times.
* Functions may not operate depending on the surroundings and driving conditions. Refer to the instruction manual for details.



Lane Following Assist (LFA)

Lane Following Assist (LFA) helps center the vehicle in the lane.

* Advanced Driver Assistance Systems (ADAS) is designed to provide assistance with the operation of a vehicle, drivers must drive with caution at all times.
* Functions may not operate depending on the surroundings and driving conditions. Refer to the instruction manual for details.



Rear Cross-Traffic Collision-Avoidance Assist (RCCA)

Rear Cross-Traffic Collision-Avoidance Assist (RCCA) provides a warning if there is a risk of collision with an oncoming vehicle on the left or right side while reversing. After the warning, it automatically assists with emergency braking if the risk of collision increases.

* Advanced Driver Assistance Systems (ADAS) is designed to provide assistance with the operation of a vehicle, drivers must drive with caution at all times.
* Functions may not operate depending on the surroundings and driving conditions. Refer to the instruction manual for details.

Features



Seamless Horizon Lamp



Full LED Headlamps



Front Parking Sensors



Side Parking Sensors



Smart Entry with Welcome Lamps



Multimedia Steering Wheel (Heated)



Column-Type Shift-By-Wire Transmission



Curved Dual 12.3" Displays



Android Auto & Apple CarPlay



Wireless Charging



19" Alloy Wheels



Panoramic Sunroof



Rear Parking Sensors



Rear Camera with Surround View



Smart Powered Trunk



8-Way Powered Driver + Lumbar Support



Full Auto Dual Zone Climate Control



Heated + Ventilated Front Seats



Heated Rear Seats + 60:40 Split




Powered Rear Windshield


Interior Colors



Dark gray monotone + red point (suede + nappa leather seats)



Exterior Colors



Polar White

Silver Metallic

Hampton Grey

Magnetic Force

Diamond Black Metallic

Rain Forest

Oxford Blue

Fiery Red

Specifications

| Variant | N Line |
|------------------------------------|------------------------|
| Dimensions | |
| Body Type | D Segment - Sedan |
| Exterior L x W x H (mm) | 4910 x 1860 x 1445 |
| Wheelbase (mm) | 2840 |
| Ground Clearance (mm) | 135 |
| Kerb Weight (kg) | 1675 |
| Gross Vehicle Weight (kg) | 2110 |
| Minimum Turning Radius (m) | 5.5 |
| Number of Doors | 5 doors |
| Seating Capacity | 5 persons |
| Number of Seating Rows | 2 rows |
| Luggage Compartment Capacity (Ltr) | 480 |
| Engine | |
| Fuel Type | Petrol |
| Emission Standard | Euro 5 |
| Displacement (cc) | 2497 |
| Max Power (HP) / rpm | 290/5,800 |
| Max Torque N-m / rpm | 422/4,000 |
| Engine Type | Smartstream G2.5 T-GDi |
| Cylinders | In-Line 4-Cylinder |
| Compression Ratio | 10:5:1 |

Specifications

| Variant | N Line | |
|--------------------------------------|---|--|
| Engine | | |
| Fuel System | T-GDi (Turbo Gasoline Direct Injection) | |
| Intake System | Variable Intake System (VIS) | |
| Fuel Tank Capacity (l) | 60 | |
| Drive Type & Transmission | | |
| Drive | 2WD | |
| Transmission | 8-Speed DCT (Wet-DCT) | |
| Drive Mode Select | (Eco, Normal, Sport, My Drive (Sport+ & Smart)) | |
| Manual Shift Mode | Paddle Shifters | |
| Wheel & Tyre | | |
| Wheel & Tyre | Wheel Type | Alloy Wheel |
| | Wheel Size | 19" Wheel |
| | Tyre Size | 245/40 R19 |
| Spare Tyre | Wheel & Tyre Size | Wheel-18" x 4.0J +30, Tyre-T135/80 R18 140M |
| | Wheel Type | Temporary space saver |
| Suspension | | |
| Front | MacPherson strut | |
| Rear | Multi-link | |
| Steering Wheel | | |
| Steering Wheel | Material | Perforated leather grips, red stitching & N emblem |
| | Power Steering | ○ |

Specifications

| Variant | N Line | |
|---|---------------------------|-----------------------|
| Steering Wheel | | |
| Steering Wheel | Heated | <input type="radio"/> |
| | Adjustment | <input type="radio"/> |
| TGS Knob | Column type Shift by wire | |
| Air Bag | | |
| Driver | <input type="radio"/> | |
| Passenger | <input type="radio"/> | |
| Front Side | <input type="radio"/> | |
| Curtain | <input type="radio"/> | |
| Brake | | |
| Brake | Front | Ventilated disc |
| | Rear | Solid disc |
| Anti-Lock Braking System (ABS) <input type="radio"/> | | |
| Electronic Brake-Force Distribution (EBD) <input type="radio"/> | | |
| Brake Assist (BA) <input type="radio"/> | | |
| Electronic Stability Control (ESC) <input type="radio"/> | | |

- The above values are results from internal testing and are subject to change after validation.
- Some of the equipment illustrated or described in this catalog may not be supplied as standard equipment and may be available at extra cost.
- Hyundai Nishat Motor (Private) Limited reserves the right to change specifications and equipment without prior notice.
- The color palettes shown may vary slightly from the actual colors due to the limitations of the printing process.
- Please consult your dealer for full information and availability on colors and trims.
- The Advance Driving Assistance System (ADAS) can't replace safe driving practices, and drivers should always use good judgment. The effectiveness of these features can vary due to factors such as weather, road conditions, driver positioning, speed, and cleanliness. Remember ADAS is just an assistance system for drivers, not a self-driving feature.

*Specifications may vary without prior notice
**Terms & Conditions Apply

Specifications

| Variant | N Line | |
|---|--------------------------------|-----------------------------|
| Brake | | |
| Hill-Start Assist Control (HAC) <input type="radio"/> | | |
| Traction Control System (TC/TCS) <input type="radio"/> | | |
| Parking Brake | Auto Brake hold | <input type="radio"/> |
| | Electronic Parking Brake (EPB) | <input type="radio"/> |
| Locks & Security | | |
| Door Locking | Central Door Locking | <input type="radio"/> (D+P) |
| | Speed Sensing Door Lock | <input type="radio"/> |
| | Child Safety Lock | <input type="radio"/> |
| Smart Trunk Opener <input type="radio"/> (Powered) | | |
| Remote Boot-Lid Opener <input type="radio"/> | | |
| Key Set | Keyless Entry | Smart Key |
| | Burglar Alarm | <input type="radio"/> |
| | Smart Entry + Push Start | <input type="radio"/> |
| Immobilizer <input type="radio"/> | | |
| Front Air Curtains <input type="radio"/> | | |
| Exterior | | |
| Front Radiator Grille <input type="radio"/> Glossy black (N- Line dedicated design) | | |

Specifications

| Variant | | N Line |
|----------------------------|--------------------------|-----------------------|
| Exterior | | |
| Bumper | Front | 2 tone |
| | Rear | 2 tone |
| Side Mirror | Finish | Glossy Black |
| | Electrically Adjustable | ○ |
| | Electrically Retractable | ○ |
| | Reverse Linked Mirrors | ○ |
| | Defogger | ○ |
| Mud Guard (Front & Rear) | | ○ |
| Side Moulding | | ○ |
| Side Skirt | | Chrome |
| Rear Garnish | | ○ |
| Rear Reflectors | | ○ |
| Muffler Extension | | ○ |
| Scuffplate | | ○ |
| Exhaust Pipe Finsih | | Twin Dual Tip Exhaust |

- The above values are results from internal testing and are subject to change after validation.
- Some of the equipment illustrated or described in this catalog may not be supplied as standard equipment and may be available at extra cost.
- Hyundai Nishat Motor (Private) Limited reserves the right to change specifications and equipment without prior notice.
- The color palettes shown may vary slightly from the actual colors due to the limitations of the printing process.
- Please consult your dealer for full information and availability on colors and trims.
- The Advance Driving Assistance System (ADAS) can't replace safe driving practices, and drivers should always use good judgment. The effectiveness of these features can vary due to factors such as weather, road conditions, driver positioning, speed, and cleanliness. Remember ADAS is just an assistance system for drivers, not a self-driving feature.

*Specifications may vary without prior notice
**Terms & Conditions Apply

Specifications

| Variant | | N Line |
|-------------------------|----------------------|---------------------------------|
| Exterior | | |
| Spoiler | | ○ |
| Front Splitter | | ○ (Piano Black) |
| Door | | |
| Door Trim | | Chrome |
| Map Pocket | | ○ |
| Door Outside Handle | | 2 Tone (Black + Body) |
| Door Inside Handle | | Chrome |
| Door Sash Blackout | | Black + Silver Beltline |
| Power Window | | Auto Up/Down & Safety (FR + RR) |
| Roof | | |
| Inside Rear View Mirror | | ECM |
| Sunvisor | | Vanity Mirror with Illumination |
| Electric Roof | | ○ (Panoramic) |
| Seat | | |
| Seat Upholstery | | Suede + Nappa leather seats |
| Front Seat | Headrest | Up/Down (D+P) |
| | Seat Height Adjuster | ○ (D+P) |

Specifications

| Variant | N Line | |
|-------------|-------------------------|---------------------|
| Seat | | |
| Front Seat | Power Seat | ○ |
| | Lumbar Support | Driver 2-way |
| | Ventilated Seat | ○ |
| | Heated Seat | ○ |
| | Centre Console Box | ○ |
| | Foot Rest | ○ |
| | Memory Seat | ○ |
| | Seat Back Pocket | ○ (D+P) |
| Rear Seat | Headrest | Up/Down (LH/RH/CTR) |
| | Armrest with Cup Holder | ○ |
| | Rear Seat Reclining | 60:40 Folding |
| | Heated Seat | ○ |
| | Rear USB charging | ○ |
| Rear Seat | Rear Door Side Curtain | ○ (Manual) |
| | Rear Curtain | ○ (Powered) |

- The above values are results from internal testing and are subject to change after validation.
- Some of the equipment illustrated or described in this catalog may not be supplied as standard equipment and may be available at extra cost.
- Hyundai Nishat Motor (Private) Limited reserves the right to change specifications and equipment without prior notice.
- The color palettes shown may vary slightly from the actual colors due to the limitations of the printing process.
- Please consult your dealer for full information and availability on colors and trims.
- The Advance Driving Assistance System (ADAS) can't replace safe driving practices, and drivers should always use good judgment. The effectiveness of these features can vary due to factors such as weather, road conditions, driver positioning, speed, and cleanliness. Remember ADAS is just an assistance system for drivers, not a self-driving feature.

*Specifications may vary without prior notice
**Terms & Conditions Apply

Specifications

| Variant | N Line | |
|---------------------------|--|---|
| Seat Belt | | |
| Seat Belt | Front | 3 point ELR (with pretensioner & force limiter) |
| | Rear | 3 point ELR (with pretensioner & force limiter) |
| ISOFIX Child Seat Anchors | | ○ |
| Lighting | | |
| Front | Head Lamp | LED |
| | Daytime Running Lamp | LED |
| | Headlight Height Adjuster/ Auto leveling | Auto Light Control |
| | Headlight Delay | ○ |
| Rear | Rear Combination Lamp | Horizontal LED |
| | High Mount Stop Lamp | ○ |
| Cabin | Front Personal Lamp | LED |
| | Ambient Lighting | ○ |
| | Door Courtesy Lamp | LED |
| | Rear Reading Lamp | LED |
| Instrument | | |
| Cluster Type | | 12.3" Colour TFT-LCD Panoramic Curved Full Screen Digital Display |
| Head-up Display | | 10.0" colour display |

Specifications

| Variant | N Line | |
|---------------------------------------|--|---|
| Comfort & Safety | | |
| Parking Sensor | Reverse / Forward / Side | |
| Blind Spot Detection (BSD)/Lane watch | ○ | |
| Auto Cruise Control | ○ + Smart | |
| Steering Wheel Switches | ○ (Audio + MID+ Voice Control+ Cruise Control) | |
| Trip Computer | ○ | |
| Seat Belt Warning | ○ | |
| Active Noise Control | ○ | |
| Battery Charger | Wireless Charger + 180W outlet + 2x (rear centre console - Type C) | |
| AVN | | |
| Audio | Android Auto/ Apple CarPlay | ○ |
| | AM / FM Radio | ○ |
| | MP3 | ○ |
| | Screen | 12.3" Infotainment Panoramic Curved Display |
| | Floating Screen | ○ |
| Connectivity | USB / AUX | ○ |

- The above values are results from internal testing and are subject to change after validation.
- Some of the equipment illustrated or described in this catalog may not be supplied as standard equipment and may be available at extra cost.
- Hyundai Nishat Motor (Private) Limited reserves the right to change specifications and equipment without prior notice.
- The color palettes shown may vary slightly from the actual colors due to the limitations of the printing process.
- Please consult your dealer for full information and availability on colors and trims.
- The Advance Driving Assistance System (ADAS) can't replace safe driving practices, and drivers should always use good judgment. The effectiveness of these features can vary due to factors such as weather, road conditions, driver positioning, speed, and cleanliness. Remember ADAS is just an assistance system for drivers, not a self-driving feature.

*Specifications may vary without prior notice
 **Terms & Conditions Apply

Specifications

| Variant | N Line | |
|---|--|------------------------|
| AVN | | |
| Connectivity | Bluetooth | ○ w/ Voice Recognition |
| Camera | Rear View Camera | ○ w/ PG-Dynamic |
| | 360 Camera | ○ |
| | Front View Camera | ○ |
| Number of Speakers | Bose™ premium audio system - 12 speakers with external amplifier | |
| Antenna | Shark Fin | |
| Heater & Air Conditioner | | |
| Air Conditioner | Dual Zone Climate Control | |
| Auto Defogger | ○ | |
| Rear AC Ventilation | ○ | |
| Wiper | | |
| Rain-sensing Wipers | ○ | |
| Hyundai SmartSense | | |
| Blind-Spot Collision-Avoidance Assist (BCA) | ○ | |
| Blind-Spot View Monitor (BVM) | ○ | |
| Driver Attention Warning (DAW) | Leading Vehicle Departure Alert | ○ |

Specifications

| Variant | | N Line |
|---|--|-----------------------|
| Hyundai SmartSense | | |
| Forward Collision-Avoidance Assist (FCA 1.5) | Car/Powered two-wheeler/Pedestrian/Cyclist detection | <input type="radio"/> |
| | Direct Oncoming function (FCA - DO) | <input type="radio"/> |
| | Junction Turning function (FCA - JT) | <input type="radio"/> |
| High Beam Assist (HBA) | | <input type="radio"/> |
| Intelligent Speed Limit Assist (ISLA) | | <input type="radio"/> |
| Lane Following Assist (LFA) | | <input type="radio"/> |
| Lane Keeping Assist - Line/Road-edge (LKA-L/R) | | <input type="radio"/> |
| Parking Collision-Avoidance Assist - Reverse (PCA-R) | | <input type="radio"/> |
| Rear Cross-Traffic Collision-Avoidance Assist (RCCA) | | <input type="radio"/> |
| Rear Occupant Alert (ROA) - logic type | | <input type="radio"/> |
| Safe Exit Assist (SEA) | | <input type="radio"/> |
| Smart Cruise Control with Stop & Go (SCC w/ S&G) | | <input type="radio"/> |
| Emergency Stop Signal (ESS) | | <input type="radio"/> |
| Parking Distance Warning - Forward/Side/Reverse (PDW-F/S/R) 6 sensors front/side & rear/side with cluster guidance display | | <input type="radio"/> |

- The above values are results from internal testing and are subject to change after validation.
- Some of the equipment illustrated or described in this catalog may not be supplied as standard equipment and may be available at extra cost.
- Hyundai Nishat Motor (Private) Limited reserves the right to change specifications and equipment without prior notice.
- The color palettes shown may vary slightly from the actual colors due to the limitations of the printing process.
- Please consult your dealer for full information and availability on colors and trims.
- The Advance Driving Assistance System (ADAS) can't replace safe driving practices, and drivers should always use good judgment. The effectiveness of these features can vary due to factors such as weather, road conditions, driver positioning, speed, and cleanliness. Remember ADAS is just an assistance system for drivers, not a self-driving feature.

*Specifications may vary without prior notice
**Terms & Conditions Apply

Specifications

| Variant | | N Line |
|---|--|-----------------------|
| Hyundai SmartSense | | |
| Surround View Monitor (SVM) camera | 3D Surround View function | <input type="radio"/> |
| | Front view, rear view, front/rear side view | <input type="radio"/> |
| | Top-down view w/ car wash entering mode | <input type="radio"/> |
| Surround View Monitor (SVM) camera | Front/Rear wide view function w/ image view on command | <input type="radio"/> |
| | Parking Distance Warning - Forward/Side/Reverse (PDW-F/S/R) w/ dynamic guidelines & contour guidance | <input type="radio"/> |
| Steering wheel with Haptic feedback - SmartSense™ functions | | <input type="radio"/> |
| Tyre Pressure Monitoring System (TPMS) - individual tyre pressure readout | | <input type="radio"/> |



Overall Width (mm) 1,860



Wheel Base (mm) 2,840
Overall Length (mm) 4,910

Overall Height (mm)



1,445

4 YEAR
100,000 km
Warranty Coverage

*Whichever comes first
**Terms and conditions apply